2W표준 중앙분리대 조립도 SB4

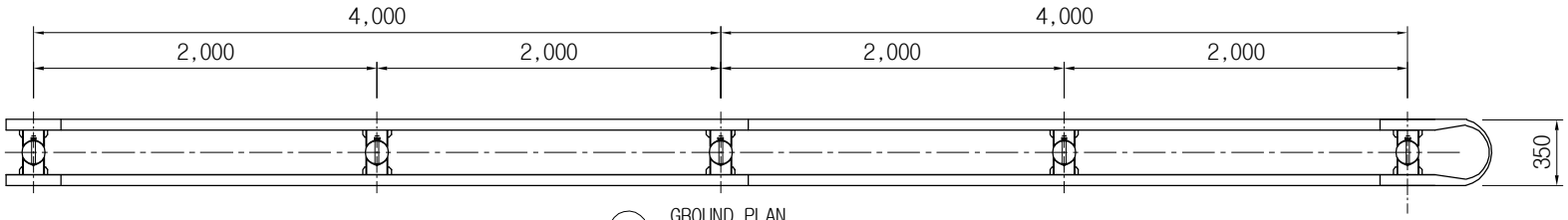

GROUND PLAN
SCALE : NONE

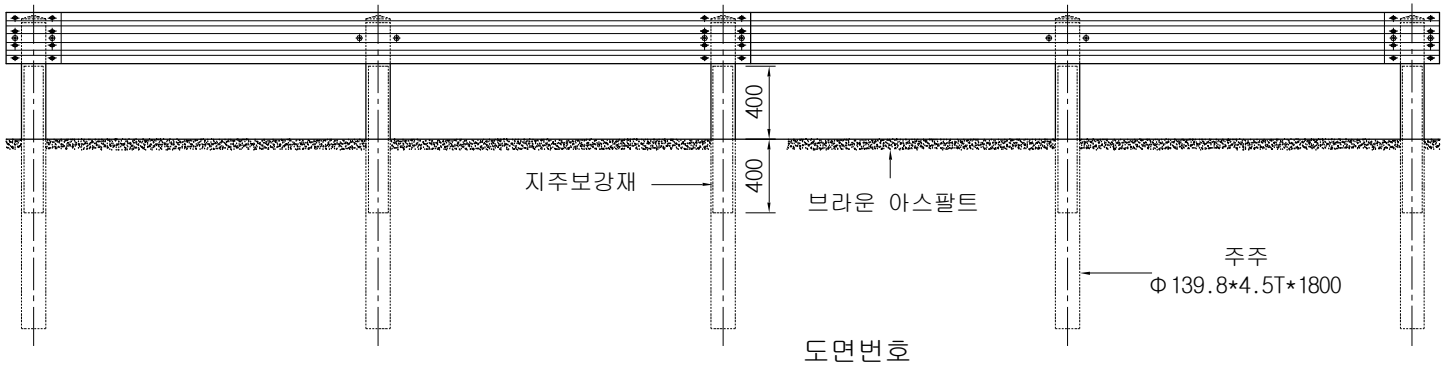

ELEVATION
SCALE : NONE

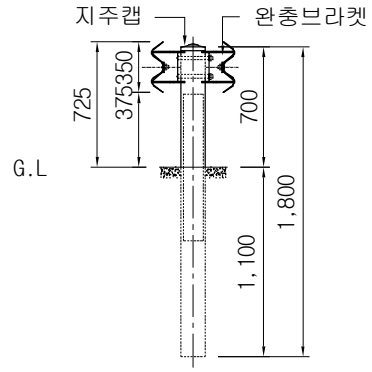

SIDE ELEVATION
SCALE : NONE

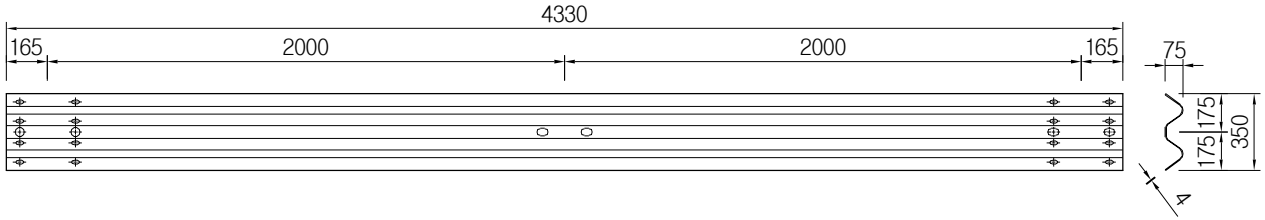

레일 상세도
SCALE : NONE

재 료 표

1경간 / 2M

품 목	규 격	단위	수량	비 고
가드레일	350*4,330*4T	장	1	용융도금
주주	Φ139.8*4.5T*1,800	본	1	용융도금
캡	Φ139.8용	EA	1	용융도금
완충브라켓	3.2T*125*95	EA	2	용융도금
지주보강재	Φ125*4.3T*800	본	1	용융도금
취부 B/N	Φ19*180	EA	2	용융도금
취부 B/N	Φ18*50	EA	4	용융도금
연결 B/N	Φ16*33	EA	8	용융도금

도면명 Drawing	도로용 방호 시설물	설계 Design		날짜		도면번호	명진공업(주)
공사명 Project		제도 Drawing		축척	NONE		

2W-중앙 분리대 각 부분 상세도

완충브라켓 상세도

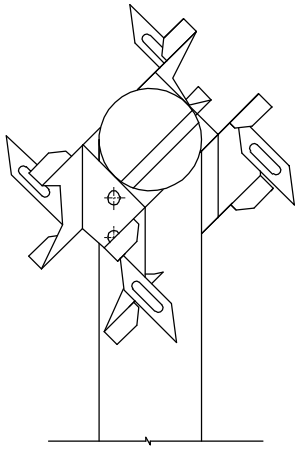

완충브라켓 조립도
SCALE : NONE

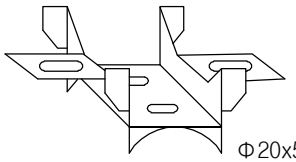

사시도
SCALE : NONE

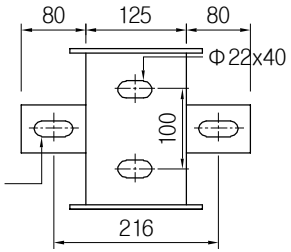

정면도
SCALE : NONE

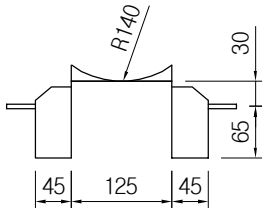

평면도
SCALE : NONE

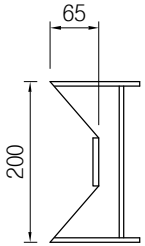

측면도
SCALE : NONE

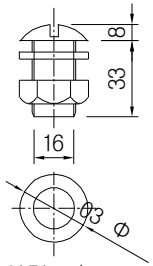

연결 B/N
(Φ16*33)

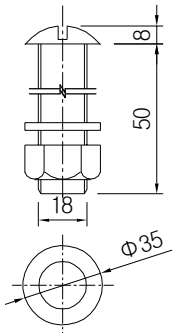

취부 B/N
(Φ18*50)

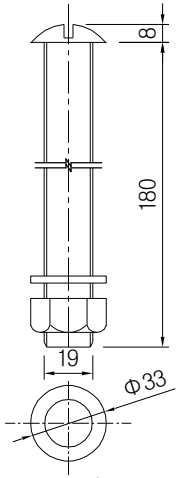

취부 B/N
(Φ19*180)

볼트 상세도
SCALE : NONE

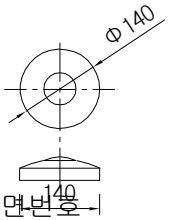

도면번호

지주캡 상세도
SCALE : NONE

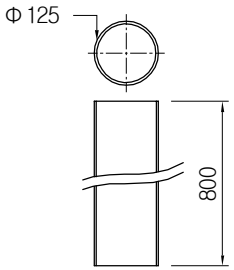

지주보강재상세도
SCALE : NONE

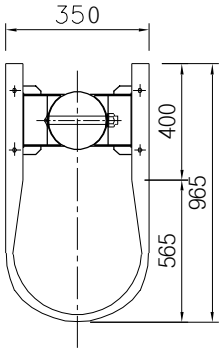

ROUND RAIL상세도
SCALE : NONE

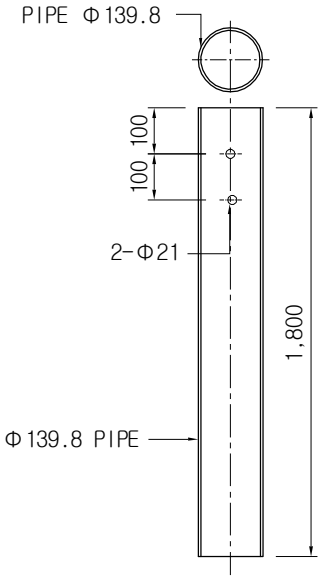

PIPE POST 상세도
SCALE : NONE

도면명 Drawing	도로용 방호 시설물	설계 Design		날짜		도면번호	명진공업(주)
공사명 Project		제도 Drawing		축척	NONE		